


## Features and Benefits

TYPE 4X, 12

### Watertight Devices

Hubbell's IEC 60309 Pin and Sleeve plugs, connectors, inlets and receptacles are the highest performing products available. The HBL® series of IEC pin and sleeve were designed for the demanding North American market. Hubbell was the first and is still only manufacturer of IEC 60309 devices in the USA and have numerous innovative features noted below.



#### Housing Design

- Insulated non-metallic housing, super tough, non-conductive and chemical resistant for heavy duty industrial environments
- IEC pin and sleeve devices are color coded by voltage for easy identification
- Self-closing gasketed cover, detents into position to fully close automatically



#### Liquidtight Conduit Adapters

- Aluminum or non-metallic adapters are available to provide a means for attaching flexible liquidtight metal conduit to rear of Hubbell Pin and Sleeve plug or connector



#### Powerful Mechanical Cord Grip

- Hubbell's design incorporates two molded-in teeth to securely grip the outer cable jacket, and internal conductors to prevent slippage and strain on terminations
- Captive barrel nuts ease assembly and allow higher tightening torque for maximum cord retention



#### Sequential Contact Engagement

- Ground makes first and breaks last. Neutral makes second and breaks second (to prevent a momentary over-voltage on components connected phase to neutral)
- Phase contacts make last and break first



#### Watertight Cord Entrance

- The tapered bore entrance creates high compression forces on sealing gland, providing a watertight seal around cord
- Individual solid neoprene glands are supplied to match a full range of cord sizes and assure watertight performance




#### Multi-Contact Spring

- (60/63 and 100/125 Amp) Recessed within the female sleeve, provides and maintains high unit pressure on mating pins to minimize temperature rise
- Broaches oxide film to achieve low resistance contact for cooler operation

### Watertight Devices

The IEC line of plugs and connectors are made with a rugged super tough, one-piece housing. The thermoset polyester contact carrier provides a high resistance to electrical tracking. They withstand higher temperatures which may result from overload or arcing. The heavy-duty, external cord grip provides superior strain relief on the conductors. Hubbell's horsepower rated plugs and receptacles meet NEC 430.109(F) requirements and recognized as an approved disconnecting/"line of sight" disconnecting means.



#### Housing Design

- Rugged one-piece housing, thick wall construction protects internal components, eliminates joints preventing infiltration of contaminants
- Amperage/voltage rating and catalog number molded in housing for easy identification



#### Shrouded Pins

- Super tough plug shroud protects pins from deforming from physical abuse
- Protects the user from the possibility of touching live contacts during insertion and withdrawal of mating parts
- Solid one-piece pins, machined from solid brass for longer life and reliable electrical contact



#### Safety

- Lockout/Tagout, tapered opening on plug shroud accommodates up to 3/8 inch (9.7mm) lock shackle diameter



#### Thermoset Polyester Contact Carrier

- Molded thermoset polyester provides high resistance to electrical tracking
- Withstands higher temperatures which may result from overload or arcing
- Thermoset properties provide dimensional stability for this critical assembly



#### Cord Grips



































































- Heavy duty external cord grips provide maximum cord retention to maintain secure terminations



#### Swivel Pressure Pads

- 16/20 and 30/32 Amp devices feature patented swiveling pressure pad terminal screws and prevent damage to conductor strands. 60/63 and 100/125 Amp devices feature large hex-head stainless steel screws which provide higher torque levels for secure terminations

## TYPE 4X, 12

Rating					Watertight Devices				Accessories			Replacement Interiors		
Amps	Poles and Wires	Configuration Recept./ Conn.	Plug/ Inlet	AC Voltage										
						Receptacle	Plug	Connector	Inlet	Non-Metallic	Metallic*	Closure Caps	Recept./ Conn.	Plug/ Inlet
16	2P 3W			100-130V		HBL316R4W	HBL316P4W	HBL316C4W	HBL316B4W†	BB2030N	BB201W BB301W	PC320	IN320BF	IN320BM
20	2P 3W			125V		HBL320R4W	HBL320P4W	HBL320C4W	HBL320B4W	BB2030N	BB201W BB301W	PC320	IN320AF	IN320AM
16/20	2P 3W			220-240V 250V		HBL320R6W	HBL320P6W	HBL320C6W	HBL320B6W	BB2030N	BB201W BB301W	PC320	IN320BF	IN320BM
20	2P 3W			480V		HBL320R7W	HBL320P7W	HBL320C7W	HBL320B7W	BB2030N	BB201W BB301W	PC320	IN320BF	IN320BM
20	3P 4W			125/250V		HBL420R12W	HBL420P12W	HBL420C12W	HBL420B12W	BB2030N	BB201W BB301W	PC420	IN420CF	IN420CM
16/20	3P 4W			380-415V		HBL420R6W	HBL420P6W	HBL420C6W	HBL420B6W	BB2030N	BB201W BB301W	PC420	IN420DF	IN420DM
	3P 4W			3Ø 250V		HBL420R9W	HBL420P9W	HBL420C9W	HBL420B9W	BB2030N	BB201W BB301W	PC420	IN420DF	IN420DM
20	3P 4W			3Ø 480V		HBL420R7W	HBL420P7W	HBL420C7W	HBL420B7W	BB2030N	BB201W BB301W	PC420	IN420DF	IN420DM
20	3P 4W			3Ø 600V		HBL420R5W	HBL420P5W	HBL420C5W	HBL420B5W	BB2030N	BB201W BB301W	PC420	IN420DF	IN420DM
16/20	4P 5W			220/380V 240/415V		HBL520R6W	HBL520P6W	HBL520C6W	HBL520B6W	BB2030N	BB201W BB301W	PC520	IN520EF†	IN520EM
	4P 5W			3ØY 120/208V		HBL520R9W	HBL520P9W	HBL520C9W	HBL520B9W	BB2030N	BB201W BB301W	PC520	IN520EF†	IN520EM
20	4P 5W			3ØY 277/480V		HBL520R7W	HBL520P7W	HBL520C7W	HBL520B7W	BB2030N	BB201W BB301W	PC520	IN520EF†	IN520EM
20	4P 5W			3ØY 347/600V		HBL520R5W	HBL520P5W	HBL520C5W	HBL520B5W	BB2030N	BB201W BB301W	PC520	IN520EF†	IN520EM
30	2P 3W			125V		HBL330R4W	HBL330P4W	HBL330C4W	HBL330B4W	BB2030N	BB201W BB301W	PC3430	IN330AF	IN330AM†
30/32	2P 3W			220-240V 250V		HBL330R6W	HBL330P6W	HBL330C6W	HBL330B6W	BB2030N	BB201W BB301W	PC3430	IN330BF	IN330BM
30	2P 3W			480V		HBL330R7W	HBL330P7W	HBL330C7W	HBL330B7W	BB2030N	BB201W BB301W	PC3430	IN330BF	IN330BM
30	3P 4W			125/250V		HBL430R12W	HBL430P12W	HBL430C12W	HBL430B12W	BB2030N	BB201W BB301W	PC3430	IN430CF	IN430CM
30/32	3P 4W			380-415V		HBL430R6W	HBL430P6W	HBL430C6W	HBL430B6W	BB2030N	BB201W BB301W	PC3430	IN430DF	IN430DM
	3P 4W			3Ø 250V		HBL430R9W	HBL430P9W	HBL430C9W	HBL430B9W	BB2030N	BB201W BB301W	PC3430	IN430DF	IN430DM
30	3P 4W			3Ø 480V		HBL430R7W	HBL430P7W	HBL430C7W	HBL430B7W	BB2030N	BB201W BB301W	PC3430	IN430DF	IN430DM
30	3P 4W			3Ø 600V		HBL430R5W	HBL430P5W	HBL430C5W	HBL430B5W	BB2030N	BB201W BB301W	PC3430	IN430DF	IN430DM
30/32	4P 5W			220/380V 240/415V		HBL530R6W	HBL530P6W	HBL530C6W	HBL530B6W	BB2030N	BB201W BB301W	PC530	IN530EF	IN530EM
	4P 5W			3ØY 120/208V		HBL530R9W	HBL530P9W	HBL530C9W	HBL530B9W	BB2030N	BB201W BB301W	PC530	IN530EF	IN530EM
30	4P 5W			3ØY 277/480V		HBL530R7W	HBL530P7W	HBL530C7W	HBL530B7W	BB2030N	BB201W BB301W	PC530	IN530EF	IN530EM
30	4P 5W			3ØY 347/600V		HBL530R5W	HBL530P5W	HBL530C5W	HBL530B5W	BB2030N	BB201W BB301W	PC530	IN530EF	IN530EM
32	2P 3W			100-130V		HBL332R4W†	HBL332P4W†	HBL332C4W†	HBL332B4W†	BB2030N	BB201W BB301W	PC3430	IN330BF	IN330BM
32	3P 4W			380V 50Hz 440V 60Hz		HBL432R3W	HBL432P3W	HBL432C3W	HBL432B3W†	BB2030N	BB201W BB301W	PC3430	IN430DF	IN430DM

















































































Note: See page G-14 and G-15 for back boxes and accessories, G-16 and G-17 for product dimensions, G-18 and G-19 for product specifications and HP ratings.

See page G-15 for closure caps, purchased separately. PC320, PC420, PC520, PC3430, PC530 are not UL or CSA.

\*These boxes are cast aluminum, suitable for IP54 requirements and are finished with enamel paint.

†Consult factory.

See 20, 30, 60 & 100 amp offering for additional dual rated devices for use at either 16A or 20A, 30A or 32A, 60A or 63A and 100A or 125A.

Rating						Watertight Devices				Accessories			Replacement Interiors	
														
Amps	Poles and Wires	Configuration Recept./ Conn.	Plug/ Inlet	AC Voltage		Receptacle	Plug	Connector	Inlet	Back Boxes Non-Metallic	Metallic*	Closure Caps	Recept./ Conn.	Plug/ Inlet
60	2P 3W			125V		HBL360R4W	HBL360P4W	HBL360C4W	HBL360B4W	BB60N	BB601W BB602W	PC60	IN360AF	IN360AM
60/63	2P 3W			220-240V 250V		HBL360R6W	HBL360P6W	HBL360C6W	HBL360B6W	BB60N	BB601W BB602W	PC60	IN360BF	IN360BM†
60	2P 3W			480V		HBL360R7W	HBL360P7W	HBL360C7W	HBL360B7W	BB60N	BB601W BB602W	PC60	IN360BF	IN360BM†
60	3P 4W			125/250V		HBL460R12W	HBL460P12W	HBL460C12W	HBL460B12W	BB60N	BB601W BB602W	PC60	IN460CF	IN460CM
60/63	3P 4W			380-415V		HBL460R6W	HBL460P6W	HBL460C6W	HBL460B6W	BB60N	BB601W BB602W	PC60	IN460DFS	IN460DMS
	3P 4W			3Ø 250V		HBL460R9W	HBL460P9W	HBL460C9W	HBL460B9W	BB60N	BB601W BB602W	PC60	IN460DF	IN460DM
60	3P 4W			3Ø 480V		HBL460R7W	HBL460P7W	HBL460C7W	HBL460B7W	BB60N	BB601W BB602W	PC60	IN460DF	IN460DM
60	3P 4W			3Ø 600V		HBL460R5W	HBL460P5W	HBL460C5W	HBL460B5W	BB60N	BB601W BB602W	PC60	IN460DF	IN460DM
60/63	4P 5W			220/380V 240/415V		HBL560R6W	HBL560P6W	HBL560C6W	HBL560B6W	BB60N	BB601W BB602W	PC60	IN560EFS†	IN560EMS
	4P 5W			3ØY 120/208V		HBL560R9W	HBL560P9W	HBL560C9W	HBL560B9W	BB60N	BB601W BB602W	PC60	IN560EF	IN560EM†
60	4P 5W			3ØY 277/480V		HBL560R7W	HBL560P7W	HBL560C7W	HBL560B7W	BB60N	BB601W BB602W	PC60	IN560EF	IN560EM†
60	4P 5W			3ØY 347/600V		HBL560R5W	HBL560P5W	HBL560C5W	HBL560B5W	BB60N	BB601W BB602W	PC60	IN560EF	IN560EM†
100	2P 3W			125V		HBL3100R4W	HBL3100P4W	HBL3100C4W	HBL3100B4W	BB100N	BB1001W BB1002W	PC100	IN3100AF	IN3100AM
100	2P 3W			250V		HBL3100R6W	HBL3100P6W	HBL3100C6W	HBL3100B6W	BB100N	BB1001W BB1002W	PC100	IN3100BF	IN3100BM†
100	2P 3W			480V		HBL3100R7W	HBL3100P7W	HBL3100C7W	HBL3100B7W	BB100N	BB1001W BB1002W	PC100	IN3100BF	IN3100BM†
100	3P 4W			125/250V		HBL4100R12W	HBL4100P12W	HBL4100C12W	HBL4100B12W	BB100N	BB1001W BB1002W	PC100	IN4100CF†	IN4100CM
100/ 125	3P 4W			380-415V		HBL4100R6W	HBL4100P6W	HBL4100C6W	HBL4100B6W	BB100N	BB1001W BB1002W	PC100	IN4100DFS	IN4100DMS
	3P 4W			3Ø 250V		HBL4100R9W	HBL4100P9W	HBL4100C9W	HBL4100B9W	BB100N	BB1001W BB1002W	PC100	IN4100DF	IN4100DM
100	3P 4W			3Ø 480V		HBL4100R7W	HBL4100P7W	HBL4100C7W	HBL4100B7W	BB100N	BB1001W BB1002W	PC100	IN4100DF	IN4100DM
100	3P 4W			3Ø 600V		HBL4100R5W	HBL4100P5W	HBL4100C5W	HBL4100B5W	BB100N	BB1001W BB1002W	PC100	IN4100DF	IN4100DM
100/ 125	4P 5W			220/380V 240/415V		HBL5100R6W	HBL5100P6W	HBL5100C6W	HBL5100B6W	BB100N	BB1001W BB1002W	PC100	IN5100EFS	IN5100EMS
	4P 5W			3ØY 120/208V		HBL5100R9W	HBL5100P9W**	HBL5100C9W	HBL5100B9W	BB100N	BB1001W BB1002W	PC100	IN5100EF	IN5100EM
100	4P 5W			3ØY 277/480V		HBL5100R7W	HBL5100P7W	HBL5100C7W	HBL5100B7W	BB100N	BB1001W BB1002W	PC100	IN5100EF	IN5100EM
100	4P 5W			3ØY 347/600V		HBL5100R5W	HBL5100P5W	HBL5100C5W	HBL5100B5W	BB100N	BB1001W BB1002W	PC100	IN5100EF	IN5100EM

Note: See page G-14 and G-15 for back boxes and accessories, G-16 and G-17 for product dimensions, G-18 and G-19 for product specifications and HP ratings.

For 60/63A and 100/125A application requiring a pilot pin add a "P" suffix to end of standard catalog number.

See page G-15 for closure caps, purchased separately. PC60 and PC100 are not UL or CSA.

\*These boxes are cast aluminum, suitable for IP54 requirements and are finished with enamel paint.

\*\*Short housing plug HBL5100P9WSH. IP22 suitability.

†Consult factory.



## Corrosion Resistant Devices that Withstand the Most Abusive Environments

Hubbell offers a superior grade of 100A IEC Pin and Sleeve designed for use in the most demanding environments. These devices feature nickel plated solid brass pins for long life and reliable electrical contact in the most corrosive environments. They have a high visibility yellow supertough nylon housing. The heavy duty external cord clamps provide maximum cord retention to maintain secure terminations. The screws and fasteners are made from stainless steel.



- Food Processing
- Factory
- Water Treatment
- Washdown
- Temporary Power
- Meat Packing
- Construction
- Agriculture
- Outdoor Entertainment

## Standard Service

Rating						Watertight Devices			Accessories		
Amps	Poles And Wires	Configuration Recept./ Conn.	Plug	AC Voltage		Receptacle	Plug	Connector	Back Boxes Non-Metallic	Back Boxes Metallic*	Closure Caps
100	3P 4W			125/250V		M4100R12	M4100P12	M4100C12	BB100N	BB1001W BB1002W	PC100
	4P 5W			3ØY 120/208V		M5100R9	M5100P9	M5100C9	BB100N	BB1001W BB1002W	PC100
	4P 5W			3ØY 277/480V		M5100R7	M5100P7	M5100C7	BB100N	BB1001W BB1002W	PC100

## "Reverse Service"

Rating						Watertight Devices			Accessories		
Amps	Poles And Wires	Configuration Conn.	Inlet	AC Voltage		Inlet	Plug	Connector	Back Boxes Non-Metallic	Back Boxes Metallic*	Closure Caps
100	3P 4W			125/250V		M4100B12R	—	M4100C12R	BB100N	BB1001W BB1002W	PC100
	4P 5W			3ØY 120/208V		M5100B9R	—	M5100C9R	BB100N	BB1001W BB1002W	PC100
	4P 5W			3ØY 277/480V		M5100B7R	—	M5100C7R	BB100N	BB1001W BB1002W	PC100

Note: \*These boxes are cast aluminum, suitable for IP54 requirements and are finished with enamel paint. See page AA-19 for corrosion resistant cord sets.

# Pin and Sleeve Devices/Mechanical Interlocks

## Data Center DC Rated Pin and Sleeve Devices

TYPE 4X, 12



In today's environmentally conscious world, energy savings is a pinnacle part of going green. DC (Direct Current) is being used to reduce power consumption and decrease the amount of infrastructure needed to energize specific types of data center equipment. Electrical devices provide a means of connecting DC power.

Hubbell is the first manufacturer to introduce a series of IEC Pin and Sleeve devices configured for the UL1686 eight o'clock ground position for DC voltage (Disconnecting use only). Hubbell's IEC DC rated pin and sleeve line has been qualified by UL to the requirements of DC voltage. The thermoset polyester contact carrier provide high resistance to electrical tracking, it withstands higher temperatures for this type of demanding application. The solid one-piece pins are machined from solid brass for longer life and reliable electrical contact. In addition, the heavy-duty external cord grips provide maximum cord retention to maintain secure terminations. Finally, the super tough, color coded, non-conductive V-0 rated PBT housing is heavy duty for safety and protecting the internal components.



Rating						Watertight Devices		
Amps	Poles And Wires	Configuration Recept./ Conn.	Plug	DC Voltage		Receptacle	Plug	Connector
30	2P 3W			550V	■	HBL330R8WDC	HBL330P8V0DC	HBL330C8V0DC
60	2P 3W			550V	■	HBL360R8WDC*	HBL360P8V0DC	HBL360C8V0DC
100	2P 3W			550V	■	HBL3100R8WDC	HBL3100P8V0DC	HBL3100C8V0DC
	4P 5W			400V	■	HBL5100R8WDC	HBL5100P8V0DC	HBL5100C8V0DC

Note: \*Inlet available - HBL360B8WDC.

## Dual Certified Pin and Sleeve Devices

TYPE 4X, 12



Hubbell's dual certified pin and sleeve devices are ideal for the data center and high tech server industry. They are UL Listed to UL1682 for the North American market and are UL Classified Certified for the European and International market. Customers can use the same plug and connector for multiple electrical configurations. They reduce the number of SKU's end users have to use if they sell to both domestic and overseas customers. These devices are IP67 rated, RoHs compliant and showcase all the inherent safety benefits of their V-0 rated PBT housing and internal components.

Rating						Watertight Devices			
Amps	Poles And Wires	Configuration Recept./ Conn.	Plug	AC Voltage		Receptacle	Plug	Connector	Inlet
30/32	3P 4W			380-415V	■	HBL430R6V02	HBL430P6V02	HBL430C6V02	HBL430B6V02
	4P 5W			200/346V 240/415V	■	HBL530R6V02	HBL530P6V02	HBL530C6V02	HBL530B6V02
60/63	3P 4W			380-415V	■	HBL460R6V02	HBL460P6V02	HBL460C6V02	HBL460B6V02
	4P 5W			200/346V 240/415V	■	HBL560R6V02	HBL560P6V02	HBL560C6V02	HBL560B6V02



**BB60N**



**BB301W**



**BB601WSS**



**FW6010055**



**FT202W**



**FW60100**



**AA2030PS**

## Back Boxes

Hubbell manufactures an extensive line of back boxes for use with IEC Pin and Sleeve devices. Each back box is designed to give the user the maximum amount of wiring room while achieving grounding to metallic conduit. Hubbell back boxes are available in non-metallic and cast metal versions.

### Non-Metallic 15° Angle Back Box

Description	NPT Hub Size*	Catalog Number
Back box for 16, 20, 30 and 32A devices.	1"	<b>BB2030N</b>
Back box for 60 and 63A devices.	1¼"	<b>BB60N</b>
Back box for 100 and 125A devices.	1½"	<b>BB100N</b>

Note: \*Hub is not included; order one of the following Racor® part numbers: 1 in. = 1704, 1¼ in. = 1705, 1½ in. = 1706. These boxes meet IP67 requirement and Type 4X requirements when installed with a watertight conduit hub.

### Metallic 15° Angle Back Box and Adapter\*\*

Description	NPT Hub Size	Stainless Steel	Cast Iron
Back box for 16, 20, 30 and 32A devices.	¾"	<b>BB201WSS</b>	<b>BB201W</b>
	1"	<b>BB301WSS</b>	<b>BB301W</b>
Back box for 60 and 63A devices.	1¼"	<b>BB601WSS</b>	<b>BB601W</b>
	1½"	—	<b>BB602W</b>
Back box for 100 and 125A devices.	1½"	<b>BB1001WSS</b>	<b>BB1001W</b>
	2"	<b>BB1002WSS</b>	<b>BB1002W</b>
Angle adapter only for 60, 63, 100 and 125A devices.	—	—	<b>AA6010015</b>

Note: \*\*These boxes are cast aluminum, suitable for IP54 requirements and are finished with enamel paint.

### Metallic 55° Angle Back Box and Adapter\*\*

Description	NPT Hub Size	Catalog Number
Feed-thru box back box and adapter for 16, 20, 30 and 32A devices.	1"	<b>AB203055</b>
Angle adapter only.	—	<b>AA203055</b>
Back box and adapter for 60, 63, 100 and 125A devices.	1½"	<b>FW6010055</b>
Angle adapter only.	—	<b>AA6010055</b>

Note: \*\*These boxes are cast aluminum, suitable for IP54 requirements and are finished with enamel paint.

### Metallic Feed-Thru Back Box\*\*

Description	NPT Hub Size	Catalog Number
Feed-thru box for 16, 20, 30 and 32A devices.	¾"	<b>FT202W</b>
	1"	<b>FT302W</b>

Note: \*\*These boxes are cast aluminum, suitable for IP54 requirements and are finished with enamel paint.

### Metallic Four-Way 15° Angle Back Box\*\*

Description	NPT Hub Size	Catalog Number
Four-way box for 60, 63, 100 and 125A devices.	1½"	<b>FW60100</b>

Note: \*\*These boxes are cast aluminum, suitable for IP54 requirements and are finished with enamel paint.

### Straight Wall Box Adapter

Description	Catalog Number
Adapts 16, 20, 30 and 32A Watertight IEC Pin and Sleeve devices to 2-gang, device boxes and FD boxes.	<b>HBL2030AP</b>

### Angle Wall Box Adapter

Description	Catalog Number
Adapts 16, 20, 30 and 32A Watertight IEC Pin and Sleeve devices to standard wall boxes.	<b>AA2030PS</b>

Note: Adapts 20 and 30A Watertight Pin and Sleeve receptacle to single, 2-gang standard wall box and 4 or 4¼ inch square for non-watertight applications.

# Pin and Sleeve Devices/Mechanical Interlocks

## Accessories

### Closure Caps

Cap assemblies provide watertight sealing to a disconnected male IEC Pin and Sleeve plug or inlet. Manufactured of the same tough non-metallic material as the watertight IEC Pin and Sleeve devices for corrosion and abuse resistance.

Description	Catalog Number
Fits all 16 and 20A, 3 wire plugs and inlets.	<b>PC320</b>
Fits all 16 and 20A, 4 wire plugs and inlets.	<b>PC420</b>
Fits all 16 and 20A, 5 wire plugs and inlets.	<b>PC520</b>
Fits all 30 and 32A, 3 and 4 wire plugs and inlets.	<b>PC3430</b>
Fits all 30 and 32A, 5 wire plugs and inlets.	<b>PC530</b>
Fits all 60 and 63A plugs and inlets.	<b>PC60</b>
Fits all 100 and 125A plugs and inlets.	<b>PC100</b>



**PC3430**

### Cover Assemblies

Replacement cover assemblies for use with watertight connector bodies and receptacles. Exact replacement cover assemblies required to maintain proper water ingress. They are not reverse compatible. Replacement covers are not interchangeable. Kit contains cover, arm assembly and installation tool.

Description	IP67 Catalog Number	IP69k/4X Catalog Number
Fits all 16 and 20A, 3 wire watertight female devices.	<b>CA320</b>	<b>HBLCA320</b>
Fits all 16 and 20A, 4 wire watertight female devices.	<b>CA420</b>	<b>HBLCA420</b>
Fits all 16 and 20A, 5 wire watertight female devices.	<b>CA520</b>	<b>HBLCA520</b>
Fits all 30 and 32A, 3 and 4 wire watertight female devices.	<b>CA3430</b>	<b>HBLCA3430</b>
Fits all 30 and 32A, 5 wire watertight female devices.	<b>CA530</b>	<b>HBLCA530</b>
Fits all 60 and 63A watertight female devices.	<b>CA60</b>	<b>HBLCA60</b>
Fits all 100 and 125A watertight female devices.	<b>CA100</b>	<b>HBLCA100</b>



**CA60**



**HBLCA60**

### Cord Clamp and Locking Ring

Replacement cord clamp and locking ring for use with IEC plugs, connectors and inlets.

Description	Cord Clamp and Locking Ring	Locking Ring Only
Fits all 16 and 20A, 3 wire plugs, connectors and inlets.	<b>CC320</b>	<b>LR320*</b>
Fits all 16 and 20A, 4 wire plugs, connectors and inlets.	<b>CC420</b>	<b>LR420*</b>
Fits all 16 and 20A, 5 wire plugs, connectors and inlets.	<b>CC520†</b>	<b>LR520*</b>
Fits all 30 and 32A, 3 and 4 wire plugs, connectors and inlets.	<b>CC3430</b>	<b>LR3430*</b>
Fits all 30 and 32A, 5 wire plugs, connectors and inlets.	<b>CC530†</b>	<b>LR530*</b>
Fits all 60 and 63A plugs, connectors and inlets.	<b>CC60</b>	<b>LR60*</b>
Fits all 100 and 125A plugs, connectors and inlets.	<b>CC100</b>	<b>LR100*</b>

Note: \*Locking Ring only for plugs and inlets.

†Consult factory.



**CC3430**



**LR3430**



**SAB34**

### Liquidtight Adapters

Machined aluminum or non-metallic adapters are available to provide a means for attaching flexible liquidtight metal conduit to rear of a Hubbell Pin and Sleeve plug or connector. To install, remove cord grip and two gland cap screws. Use screws to attach adapter. Kellems® liquidtight conduit connectors are available to control arc of bend and to prevent conduit pull-out where vibration, motion or strain is present. These grips interface directly with Hubbell's liquidtight adapters and are available in a wide variety of NPT sizes and configurations. Consult your local code grounding requirements before using liquidtight adapters.

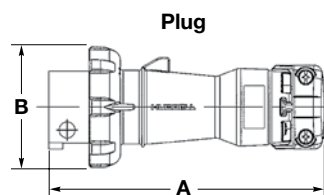
Rating of Hubbell Pin and Sleeve Device	Liquidtight Conduit Size	Liquidtight Adapters		Optional Kellems Liquidtight Conduit Grip
		Aluminum	Non-Metallic	
16 and 20 Amp 3 and 4 Wire	½" NPT	<b>SAA12</b>	—	<b>074093402</b>
	¾" NPT	<b>SAA34</b>	—	<b>074093403</b>
16 and 20 Amp 5 wire and 30 and 32 Amp 3 and 4 wire	½" NPT	<b>SAB12</b>	—	<b>074093402</b>
	¾" NPT	<b>SAB34</b>	—	<b>074093403</b>
	1" NPT	<b>SAB100</b>	—	<b>074093404</b>
	1½" NPT	<b>SAB125</b>	—	<b>074093405</b>
30 and 32 Amp 5 wire and 60 and 63 Amp (all)	½" NPT	<b>SAC12</b>	<b>SAC12NM</b>	<b>074093402</b>
	¾" NPT	<b>SAC34</b>	<b>SAC34NM</b>	<b>074093403</b>
	1" NPT	<b>SAC100</b>	<b>SAC100NM</b>	<b>074093404</b>
	1½" NPT	<b>SAC125</b>	—	<b>074093405</b>
100 and 125 Amp (all)	1½" NPT	<b>SAD125</b>	—	<b>074093405</b>
	2" NPT	<b>SAD150</b>	—	<b>074093406</b>



**074093403**

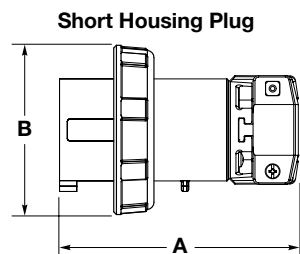


# Pin and Sleeve Devices/Mechanical Interlocks



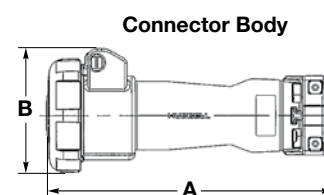
## Plug Dimensions

Type	A	B	Cord Grip Range
<b>HBL320P</b>	6.61" (167.8)	2.87" (73.0)	.330"-.830" (8.4-21.1)
<b>HBL420P</b>	7.00" (177.8)	3.19" (81.0)	.330"-.830" (8.4-21.1)
<b>HBL520P</b>	7.65" (194.3)	3.50" (89.0)	.330"-.830" (8.4-21.1)
<b>HBL330P</b>	8.05" (204.5)	3.74" (95.0)	.375"-1.250" (9.5-31.8)
<b>HBL430P</b>	8.05" (204.5)	3.74" (95.0)	.375"-1.250" (9.5-31.8)
<b>HBL530P</b>	8.54" (216.9)	4.02" (102.0)	.500"-1.450" (12.7-36.8)
<b>HBL360P, HBL460P, HBL560P</b>	10.15" (257.8)	4.49" (114.0)	.500"-1.450" (12.7-36.8)
<b>HBL3100P, HBL4100P, M4100P, HBL5100P, M5100P</b>	12.63" (320.8)	4.92" (125.0)	1.065"-1.940" (27.1-49.3)



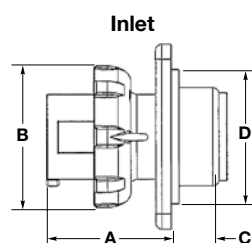
## Short Housing Plug Dimensions

Type	A	B	Cord Grip Range
<b>HBL5100P9WSH</b>	8.30" (210.82)	4.92" (125.0)	1.065"-1.940" (27.1-49.3)



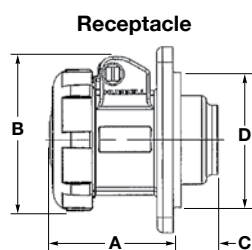
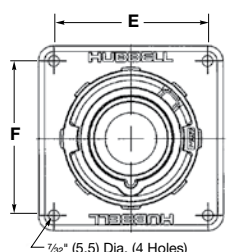
## Connector Body Dimensions

Type	A	B	Cord Grip Range
<b>HBL320C</b>	7.21 (183.1)	3.10 (78.9)	.330"-.830" (8.4-21.1)
<b>HBL420C</b>	7.57 (192.3)	3.43 (87.2)	.330"-.830" (8.4-21.1)
<b>HBL520C</b>	8.24 (209.2)	3.71 (94.3)	.330"-.830" (8.4-21.1)
<b>HBL330C</b>	8.24 (209.2)	3.71 (94.3)	.375"-1.250" (9.5-31.8)
<b>HBL430C</b>	8.69 (220.6)	3.74 (95.0)	.375"-1.250" (9.5-31.8)
<b>HBL530C</b>	9.33 (237.0)	4.02 (102.1)	.500"-1.450" (12.7-36.8)
<b>HBL360C, HBL460C, HBL560C</b>	10.75 (272.9)	4.39 (111.5)	.500"-1.450" (12.7-36.8)
<b>HBL3100C, HBL4100C, M4100C, HBL5100C, M5100C</b>	13.14 (333.8)	5.06 (128.5)	1.065"-1.940" (27.1-49.3)



## Inlet Dimensions

Type	A	B	C	D	E	F
<b>HBL320B</b>	2.54" (64.5)	1.85" (47.0)	1.14" (29.0)	2.72" (69.0)	3.75" (95.3)	3.13" (79.5)
<b>HBL420B</b>	2.54" (64.5)	2.11" (53.6)	1.14" (29.0)	2.72" (69.0)	3.75" (95.3)	3.13" (79.5)
<b>HBL520B</b>	2.54" (64.5)	2.41" (61.2)	1.14" (29.0)	2.72" (69.0)	3.75" (95.3)	3.13" (79.5)
<b>HBL330B</b>	2.99" (76.0)	2.49" (63.2)	1.04" (26.5)	2.72" (69.0)	3.75" (95.3)	3.13" (79.5)
<b>HBL430B</b>	2.99" (76.0)	2.49" (63.2)	1.04" (26.5)	2.72" (69.0)	3.75" (95.3)	3.13" (79.5)
<b>HBL530B</b>	2.99" (76.0)	2.75" (69.9)	1.04" (26.5)	2.80" (71.0)	3.75" (95.3)	3.13" (79.5)
<b>HBL360B, HBL460B, HBL560B</b>	4.04" (102.6)	2.97" (75.5)	1.18" (30.0)	3.46" (88.0)	4.50" (114.3)	3.88" (98.5)
<b>HBL3100B, HBL4100B, M4100B, HBL5100B, M5100B</b>	4.53" (115)	3.44" (87.5)	1.95" (49.5)	3.94" (100.0)	5.50" (139.7)	4.88" (124.0)



## Receptacle Dimensions

Type	A	B	C	D	E	F
<b>HBL320R</b>	2.47 (62.8)	3.10 (78.9)	.91 (23.0)	2.71 (68.9)	3.75 (95.3)	3.13 (79.4)
<b>HBL420R</b>	2.46 (62.4)	3.43 (87.2)	.91 (23.0)	2.71 (68.9)	3.75 (95.3)	3.13 (79.4)
<b>HBL520R</b>	2.50 (63.4)	3.71 (94.3)	.90 (22.9)	2.71 (68.9)	3.75 (95.3)	3.12 (79.3)
<b>HBL330R</b>	2.74 (69.7)	3.74 (95.0)	1.04 (26.5)	2.71 (68.9)	3.75 (95.3) SQ	4X 3.13 (79.4) SQ
<b>HBL430R</b>	2.74 (69.7)	3.74 (95.0)	1.04 (26.5)	2.71 (68.9)	3.75 (95.3) SQ	4X 3.13 (79.4) SQ
<b>HBL530R</b>	2.75 (69.7)	4.02 (102.1)	1.04 (26.5)	2.83 (71.9)	3.75 (95.3) SQ	3.13 (79.4) SQ
<b>HBL360R, HBL460R, HBL560R</b>	3.67 (93.2)	4.39 (111.5)	1.57 (40.0)	3.45 (87.7)	4.50 (114.3) SQ	3.88 (98.4) SQ
<b>HBL3100R, HBL4100R, M4100R, HBL5100R, M5100R</b>	3.78 (96.1)	5.07 (128.7)	2.30 (58.5)	3.93 (99.8)	4.87 (123.7) SQ	5.50 (139.7) SQ

Note: 20, 30, 60 and 100A devices are dimensionally equivalent to 16, 32, 63 and 125A devices, respectively.

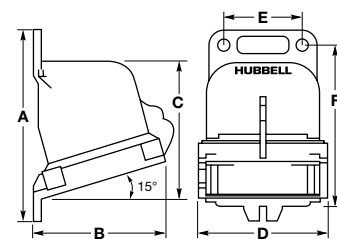
Dimensions in Inches (mm)

# Pin and Sleeve Devices/Mechanical Interlocks

## Non-Metallic 15° Angle Back Box

Description	NPT Hub Size	A Inch (mm)	B Inch (mm)	C Inch (mm)	D Inch (mm)	E Inch (mm)	F Inch (mm)	Cubic Inch Capacity	Catalog Number
Back box for 16, 20, 30 & 32A devices.	1"	5.67" (144.0)	4.44" (112.8)	4.05" (102.9)	3.91" (99.3)	2.35" (59.7)	4.92" (125.0)	30.00"	<b>BB2030N</b>
Back box for 60 & 63A devices.	1¼"	7.76" (197.0)	5.16" (131.0)	5.87" (149.0)	4.72" (120.0)	2.99" (76.0)	6.94" (176.0)	70.00"	<b>BB60N</b>
Back box for 100 & 125A devices.	1½"	8.21" (209.0)	6.23" (158.0)	6.31" (160.3)	5.71" (145.0)	3.99" (101.0)	7.41" (188.0)	120.00"	<b>BB100N</b>

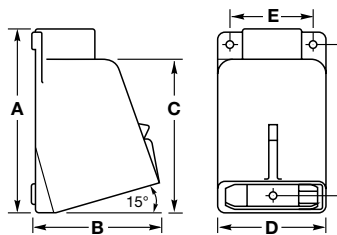
Note: \*Hub is not included; order one of the following **Raco®** part numbers: 1 inch = 1704, 1¼ inch = 1705, 1½ inch = 1706. These boxes meet IP67 requirement and Type 4X requirements when installed with a watertight conduit hub.



**Non-Metallic Angle Box**

## Metallic 15° Angle Back Box

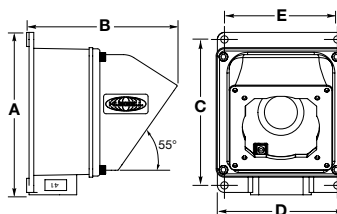
Description	NPT Hub Size	A Inch (mm)	B Inch (mm)	C Inch (mm)	D Inch (mm)	E Inch (mm)	F Inch (mm)	Cubic Inch Capacity	Catalog Number
Back box for 16, 20, 30 & 32A devices.	¾"	5.12" (130.2)	4.00" (101.6)	4.19" (106.4)	3.75" (95.3)	3.00" (76.2)	4.00" (101.6)	30.00"	<b>BB201W</b>
Back box for 16, 20, 30 & 32A devices.	1"	5.12" (130.2)	4.00" (101.6)	4.19" (106.4)	3.75" (95.3)	3.00" (76.2)	4.00" (101.6)	30.00"	<b>BB301W</b>
Back box for 60 & 63A devices.	1¼"	7.25" (184.2)	5.25" (133.4)	6.00" (152.4)	4.50" (114.3)	3.75" (95.3)	6.19" (157.2)	80.00"	<b>BB601W</b>
Back box for 60 & 63A devices.	1½"	7.25" (184.2)	5.25" (133.4)	6.00" (152.4)	4.50" (114.3)	3.75" (95.3)	6.19" (157.2)	80.00"	<b>BB602W</b>
Back box for 100 & 125A devices.	1½"	8.12" (206.4)	6.75" (171.5)	6.88" (174.6)	5.50" (139.7)	4.75" (120.7)	6.94" (176.2)	130.00"	<b>BB1001W</b>
Back box for 100 & 125A devices.	2"	8.12" (206.4)	6.75" (171.5)	6.88" (174.6)	5.50" (139.7)	4.75" (120.7)	6.94" (176.2)	130.00"	<b>BB1002W</b>



**Metallic 15° Angle Box**

## Metallic 55° Angle Back Box and Adapter

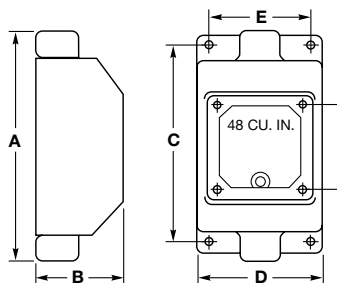
Description	NPT Hub Size	A Inch (mm)	B Inch (mm)	C Inch (mm)	D Inch (mm)	E Inch (mm)	F Inch (mm)	Cubic Inch Capacity	Catalog Number
Feed-thru box and angle adapter for 16, 20, 30 & 32A devices.	1"	6.80" (172.4)	6.60" (167.0)	5.63" (142.9)	4.50" (114.3)	3.74" (95.0)	—	42.27"	<b>AB203055</b>
Angle adapter for 16, 20, 30 & 32A devices.	—	4.89" (124.3)	3.33" (84.6)	4.29" (109.0)	3.75" (95.2)	2.50" (63.5)	—	25.00"	<b>AA203055</b>
Back box and angle adapter for 60, 63, 100 & 125A devices.	1½"	8.50" (215.9)	8.00" (202.9)	7.75" (196.8)	6.90" (174.8)	6.00" (152.4)	—	100.00"	<b>FW6010055</b>
Angle adapter for 60, 63, 100 & 125A devices.	—	6.75" (171.4)	4.48" (113.7)	6.00" (152.4)	6.75" (171.4)	6.00" (152.4)	—	79.00"	<b>AA6010055</b>



**Metallic 55° Angle Box**

## Metallic Feed-Thru Back Box

Description	NPT Hub Size	A Inch (mm)	B Inch (mm)	C Inch (mm)	D Inch (mm)	E Inch (mm)	F Inch (mm)	Cubic Inch Capacity	Catalog Number
Feed-thru box for 16, 20, 30 & 32A devices.	¾"	8.25" (209.6)	3.06" (77.8)	7.14" (181.4)	4.50" (114.3)	3.75" (95.3)	3.13" (79.5)	48.00"	<b>FT202W</b>
Feed-thru box for 16, 20, 30 & 32A devices.	1"	8.25" (209.6)	3.06" (77.8)	7.14" (181.4)	4.50" (114.3)	3.75" (95.3)	3.13" (79.5)	48.00"	<b>FT302W</b>

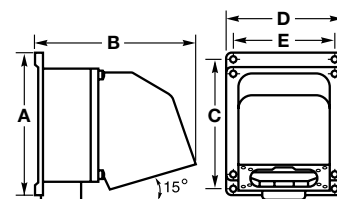


**Metallic Feed-Thru Box**

## Metallic Four-Way 15° Angle Back Box

Description	NPT Hub Size	A Inch (mm)	B Inch (mm)	C Inch (mm)	D Inch (mm)	E Inch (mm)	F Inch (mm)	Cubic Inch Capacity	Catalog Number
Four-way box for 60, 63, 100 & 125A devices.	1½"	8.75" (222.3)	9.75" (247.7)	7.75" (196.9)	6.75" (171.5)	6.00" (152.4)	—	210.00"	<b>FW60100</b>

Note: These boxes are cast aluminum, suitable for IP54 requirements and are finished with enamel paint. These boxes withstand a 500-hour salt spray test as well as UL rain tight and external icing test.



**Metallic Four-Way Angle Box**

Dimensions in Inches (mm)

# Pin and Sleeve Devices/Mechanical Interlocks

## Watertight Materials

Part	Material
Plug	
Housing	PBT
Locking Ring	PBT
Sealing Gasket	Solid Neoprene
Cord Clamp	PBT
Gland Cap	PBT
Gland	Solid Neoprene
Cord Clamp Screws	Stainless Steel (300 Series)
Clamp Nut	Nickel-Plated Brass
Gland Clamp Screws	Stainless Steel (300 Series)
Contact Carrier	High-Impact Thermoset
Retainer	High-Impact Thermoset
Ground, Phase Pins	Brass (M-Series - Nickel-plated brass)
Terminal Screws	Stainless Steel (300 Series)
Assembly Screws	Stainless Steel (300 Series)

Listed to standard UL1682/CSA C22.2 No. 182.1-02, Plugs, Receptacles and cable connectors of the Pin and Sleeve Type.

UL Classified to IEC Standards 60309-1 (Plugs, Socket Outlets, and Couplers for Industrial Purposes) for Series I (European) rated voltages and services.

When used with cord, these devices require no further investigation by UL for equipment Classification to IEC 435 or IEC 380.

### Connector Body

Housing	PBT
Cord Clamps	PBT
Glands	Solid Neoprene
Cover Arms	PBT
Arm Springs	Stainless Steel (17-7 type)
Covers	PBT
Cover Screw	Nickel-plated brass
Gaskets	Solid Neoprene
Contact Carrier	High-Impact Thermoset
Retainer	High-Impact Thermoset
Phase, Ground Sleeves	Brass
Sleeve Spring	20A and 30A Stainless Steel (300 Series); others are Beryllium Copper multi-contact inserts with silver plating
Terminal Screws	Stainless Steel (300 Series)
Assembly Screws	Stainless Steel (300 Series)

### Inlet

Housing	PBT
Locking Ring	PBT
Mounting Flange	PBT
Mounting Screws	Stainless Steel (300 Series)
Contact Carrier	High-Impact Thermoset
Retainer	High-Impact Thermoset
Ground, Phase Pins	Brass (M-Series - Nickel-plated brass)
Terminal Screws	Stainless Steel (300 Series)
Assembly Screws (2)	Stainless Steel (300 Series)
Gaskets	Solid Neoprene

### Receptacle

Housing	PBT
Mounting Flange	PBT
Arm Spring	Stainless Steel (17-7 type)
Cover Arm	PBT
Cover	PBT
Cover Screw	Nickel-plated brass
Gaskets	Solid Neoprene
Mounting Screws	Stainless Steel (300 Series)
Terminal Screws	Stainless Steel (300 Series)
Phase, Ground Sleeves	Brass
Sleeve Spring	20A and 30A Stainless Steel (300 Series); others are Beryllium Copper multi-contact inserts with silver plating

## Specifications

### Typical Specification

Manufacturer's Identification	Hubbell HBL520P9W
Description	Plug, Power Supply
Type	3 Pole + Neutral + Earth
Rating	20A, 120/208V AC, 3 Phase WYE
Configuration	UL 1686 C2, IEC 60309-2, Clock Position 9, Watertight
Certification	UL Listed, File E146032 Receptacles and Inlets, E146033 Plugs and Connectors, UL Standard UL1682 and UL 1686C2, CSA Certified File LR280C for Plugs, Connectors Inlets and LR285C for Receptacle CSA Standard C22.2 No. 182.1, UL Classified to IEC 60309-1 IEC 60309-2

PBT is a trademark of SABIC Innovative Plastics, acquired from General Electric Company.

# Pin and Sleeve Devices/Mechanical Interlocks

## Performance

### Electrical

Dielectric Withstand Voltage	3000V AC.
Max. Working Voltage	600V RMS (i.e., minimum creepage distance 10 millimeters, minimum clearance 8 millimeters, per IEC 60309-1 for devices rated over 500V).
Current Interrupting	Certified for current interrupting at full rated current (Except DC rated devices).
Temperature Rise	Max. 30°C temperature rise at full rated current after 50 cycles of overload at 150% of rated current at a power factor of 75%.
Endurance	5,000 connect and disconnect cycles with load for 16A and 20A, 1,000 cycles with load and 1,000 cycles without load for 30A, 32A, 60A and 63A, and 250 cycles with load and 250 cycles without load for 100A and 125A.

### Mechanical

Impact Resistance	Per CSA C22.2 No. 182.1 / UL1682.
Cord Grip Cable Retention	Per CSA C22.2 No. 182.1 / UL1682.
Cord Accommodation	Round portable service cords of diameters commensurate with the device rating as defined in UL Standard 62, CSA C22.2 No. 49 and the harmonized <HAR> European Standards.
Terminal Identification	Terminals identified in accordance with North American and IEC conventions.
Product Identification	Identification and ratings are a permanent part of the device housing.

### Environmental

Moisture Resistance	Watertight per IEC 60309-1.
Ingress Protection	TYPE 4X, 12 and IP69K.
Flammability	V.0.
Operating Temperatures	Maximum Continuous 75°C; Minimum - 40°C without impact.

### Materials

Housings	PBT.
All Other Materials	Resistant to corrosion and chemical attack.

Note: Specification sheets for all other Pin and Sleeve catalog numbers are available upon request.

## Horsepower Ratings for Hubbell IEC Pin and Sleeve Devices\*

### Single Phase

Amps	Wire Count	Voltage	Clock	Catalog Number	HP Rating
20	3	125V	4	HBL320x4W	1
20	3	250V	6	HBL320x6W	2
20	3	480V	7	HBL320x7W	5
20	4	125/250 (208L-L)	12	HBL420x12W	2
20	4	125/250 (250L-L)	12	HBL420x12W	2
20	4	125/250 (125L-N)	12	HBL420x12W	1
30	3	125V	4	HBL330x4W	2
30	3	250V	6	HBL330x6W	3
30	3	480V	7	HBL330x7W	7.5
30	3	550VDC	8	HBL330X8	N/A
30	4	125/250 (208L-L)	12	HBL430x12W	3
30	4	125/250 (250L-L)	12	HBL430x12W	3
30	4	125/250 (125L-N)	12	HBL430x12W	2
60	3	125V	4	HBL360x4W	2
60	3	250V	6	HBL360x6W	3
60	3	480V	7	HBL360x7W	7.5
60	3	250VDC	3	HBL360x3W	N/A
60	3	550VDC	8	HBL360x8W	N/A
60	4	125/250 (208L-L)	12	HBL460x12W	3
60	4	125/250 (250L-L)	12	HBL460x12W	3
60	4	125/250 (125L-N)	12	HBL460x12W	2
100	3	125V	4	HBL3100x4W	5
100	3	250V	6	HBL3100x6W	15
100	3	480V	7	HBL3100x7W	30
100	3	250VDC	3	HBL3100x3W	N/A
100	3	550VDC	8	HBL3100x8W	N/A
100	4	125/250 (208L-L)	12	HBL4100x12W	10
100	4	125/250 (250L-L)	12	HBL4100x12W	15
100	4	125/250 (125L-N)	12	HBL4100x12W	5

### 3-Phase

Amps	Wire Count	Voltage	Clock	Catalog Number	HP Rating
20	4	3Ø 250V	9	HBL420x9W	5
20	4	3Ø 480V	7	HBL420x7W	10
20	4	3Ø 600V	5	HBL420x5W	10
20	4	3Ø 380-415V	6	HBL420x6W	7.5
20	5	3ØY 120/208V	9	HBL520x9W	3
20	5	3ØY 277/480V	7	HBL520x7W	10
20	5	3ØY 347/600V	5	HBL520x5W	10
20	5	3Ø 240/415V	6	HBL520x6W	5
30	4	3Ø 250V	9	HBL430x9W	7.5
30	4	3Ø 480V	7	HBL430x7W	15
30	4	3Ø 600V	5	HBL430x5W	20
30	5	3ØY 120/208V	9	HBL530x9W	5
30	5	3ØY 277/480V	7	HBL530x7W	15
30	5	3ØY 347/600V	5	HBL530x5W	20
30	4	3Ø 380/415V	6	HBL430x6W	10
30	5	3Ø 200/346-240/415	6	HBL530x6W	10
60	4	3Ø 250V	9	HBL460x9W	7.5
60	4	3Ø 480V	7	HBL460x7W	20
60	4	3Ø 600V	5	HBL460x5W	25
60	4	3Ø 380-415VAC	6	HBL460x6W	10
60	5	3ØY 120/208V	9	HBL560x9W	7.5
60	5	3ØY 277/480V	7	HBL560x7W	20
60	5	3ØY 347/600V	5	HBL560x5W	25
60	5	3Ø 200/346-240/415	6	HBL560x6W	10
100	4	3Ø 250V	9	HBL4100x9W	15
100	4	3Ø 480V	7	HBL4100x7W	40
100	4	3Ø 600V	5	HBL4100x5W	50
100	4	3Ø 380-415V	6	HBL4100x6W	30
100	5	3ØY 200/346-240/415V	6	HBL5100x6W	30
100	5	400VDC	8	HBL5100x8W	N/A
100	5	3ØY 120/208V	9	HBL5100x9W	15
100	5	3ØY 277/480V	7	HBL5100x7W	40
100	5	3ØY 347/600V	5	HBL5100x5W	50

Note: \*Horsepower Ratings are NOT standardized amongst different Pin and Sleeve manufacturers.